





















































2024 Yamaha WSB South Australian Off Road Championship - Round 1

| Pos. | Num | Rider | Heat | TotTIME | H1 | H2 | H3 | H4 | H5 | H6 | H7 | H8 | H9 | H10 | Tr1Ad |
|--|-----|---------------------|---|------------|--------|--------|--------|--------|--------|--------|--------|----|----|-----|--------|
| Race 1 Juniors (JJ,J1) | | | | | | | | | | | | | | | |
| J1 9 to 11yrs – (85cc 2 stroke) & (up to 150cc 4 stroke) | | | | | | | | | | | | | | | |
| 1. | 124 | Ollie PAECH | 7 | 00:54:57.4 | 453.2 | 465.5 | 466.2 | 470.8 | 476.0 | 486.3 | 479.4 | | | | - |
| 2. | 777 | Ryder LAMBING |  7 | 00:58:48.0 | 466.9 | 483.0 | 492.6 | 505.8 | 539.5 | 504.3 | 535.9 | | | | - |
| 3. | 60 | Hudson WILSON | 7 | 01:03:4.7 | 518.7 | 534.9 | 570.6 | 531.8 | 552.0 | 554.1 | 522.6 | | | | - |
| 4. | 71 | Austin SCHULZ |  7 | 01:03:5.6 | 516.2 | 569.5 | 532.1 | 526.6 | 561.2 | 545.1 | 534.9 | | | | - |
| 5. | 324 | Jack ROSENZWEIG |  7 | 01:07:9.9 | 570.4 | 551.1 | 558.5 | 561.6 | 604.2 | 609.1 | 575.0 | | | | - |
| 6. | 250 | Noah BACKMAN |  7 | 01:12:42.3 | 604.8 | 590.1 | 607.2 | 639.3 | 650.1 | 641.3 | 629.5 | | | | - |
| 7. | 199 | Kasey James BARTSCH | 7 | 01:22:29.9 | 585.3 | 637.7 | 1129.5 | 669.0 | 648.6 | 646.5 | 633.3 | | | | - |
| 8. | 14 | Ambrose FRASER |  7 | 01:24:35.0 | 778.7 | 888.5 | 666.5 | 813.1 | 691.6 | 668.1 | 688.5 | | | | -120.1 |
| 9. | 220 | Zane O'CONNOR |  7 | 01:25:54.5 | 613.1 | 744.2 | 644.0 | 1104.2 | 674.4 | 657.2 | 717.4 | | | | - |
| 10. | 810 | Riley BOYLE |  7 | 01:42:18.2 | 745.2 | 768.1 | 826.5 | 851.5 | 876.4 | 864.1 | 1206.4 | | | | - |
| 11. | 126 | Brock LEHMANN |  6 | 01:14:43.3 | 730.7 | 728.6 | 717.0 | 687.3 | 766.6 | 853.1 | | | | | - |
| JJ 8 to 11yrs – (65cc 2 stroke) | | | | | | | | | | | | | | | |
| 1. | 605 | Cooper MCCULLY |  7 | 01:08:27.7 | 561.2 | 545.1 | 566.4 | 596.1 | 611.1 | 619.7 | 608.1 | | | | - |
| 2. | 157 | Reid HAYDON | 7 | 01:09:3.9 | 542.0 | 549.6 | 564.2 | 583.1 | 653.9 | 627.3 | 623.8 | | | | - |
| 3. | 282 | Max DONALD |  7 | 01:15:0.5 | 589.7 | 594.0 | 623.6 | 647.9 | 695.5 | 684.3 | 665.5 | | | | - |
| 4. | 142 | Rafe MOHOR |  7 | 01:17:25.5 | 545.0 | 559.7 | 617.9 | 611.8 | 681.3 | 934.0 | 695.8 | | | | - |
| 5. | 88 | Rhys THOMPSON |  7 | 01:22:4.5 | 677.1 | 728.0 | 693.6 | 702.1 | 707.4 | 712.3 | 704.0 | | | | - |
| 6. | 417 | William MICHALAK |  7 | 01:24:50.8 | 663.0 | 666.4 | 711.8 | 753.0 | 723.8 | 860.6 | 712.2 | | | | - |
| 7. | 843 | Wil MCGINTY |  7 | 01:27:49.2 | 711.7 | 730.0 | 737.0 | 706.3 | 812.8 | 790.8 | 780.6 | | | | - |
| 8. | 257 | Cole HAYDON |  7 | 01:33:10.8 | 665.1 | 741.5 | 744.1 | 868.9 | 853.1 | 804.4 | 913.7 | | | | - |
| 9. | 52 | Asha WILSON |  7 | 01:41:0.8 | 774.1 | 825.7 | 887.6 | 904.4 | 844.9 | 893.1 | 931.0 | | | | - |
| 10. | 31 | Jaxon FRASER |  7 | 02:32:21.7 | 1077.4 | 1397.7 | 1347.3 | 1334.1 | 1299.8 | 1255.7 | 1429.7 | | | | - |
| 11. | 518 | Daniel HILL |  6 | 01:24:0.8 | 693.8 | 805.4 | 841.3 | 900.8 | 867.4 | 932.1 | | | | | - |




















2024 Yamaha WSB South Australian Off Road Championship - Round 1

| Pos. | Num | Rider | Heat | TotTIME | H1 | H2 | H3 | H4 | H5 | H6 | H7 | H8 | H9 | H10 | Tr1Ad |
|--|-----|--------------------|---|------------|-------|-------|-------|-------|-------|-------|-------|----|----|-----|-------|
| Race 2 Juniors (J2,J3,J4,JG) | | | | | | | | | | | | | | | |
| J2 12 to 15yrs – (85cc 2 Stroke) & (up to 150cc 4 Stroke) | | | | | | | | | | | | | | | |
| 1. | 176 | Logan STEPHENS |  7 | 01:00:11.8 | 556.6 | 503.6 | 526.0 | 508.0 | 516.1 | 503.6 | 497.9 | | | | - |
| 2. | 138 | Levi ROSSI |  7 | 01:00:29.6 | 531.2 | 507.4 | 516.2 | 521.0 | 507.0 | 516.3 | 530.5 | | | | - |
| 3. | 287 | Blake LAUNER |  7 | 01:05:34.6 | 536.1 | 545.4 | 557.5 | 560.0 | 563.6 | 569.9 | 602.1 | | | | - |
| 4. | 54 | Jayden MINERDS |  7 | 01:07:52.0 | 555.9 | 577.3 | 575.7 | 577.0 | 575.7 | 597.0 | 613.4 | | | | - |
| 5. | 633 | Harrison MARSH |  7 | 01:08:24.8 | 566.9 | 577.2 | 582.5 | 580.1 | 599.2 | 597.2 | 601.7 | | | | - |
| 6. | 185 | Charlie RAYSON |  7 | 01:09:48.2 | 577.5 | 602.3 | 597.4 | 592.2 | 601.6 | 609.8 | 607.4 | | | | - |
| 7. | 338 | Tao LETTON | 7 | 01:10:52.9 | 602.4 | 598.8 | 591.5 | 595.0 | 601.7 | 652.4 | 611.1 | | | | - |
| 8. | 10 | Bailey IRRGANG |  7 | 01:12:7.1 | 585.1 | 589.5 | 592.1 | 607.3 | 692.8 | 634.2 | 626.1 | | | | - |
| 9. | 212 | Evan KENNY |  7 | 01:14:43.7 | 633.0 | 623.5 | 641.3 | 651.4 | 667.9 | 637.0 | 629.6 | | | | - |
| 10. | 28 | Riley THROUP |  7 | 01:17:42.1 | 618.4 | 614.1 | 620.1 | 659.5 | 643.4 | 794.7 | 711.9 | | | | - |
| 11. | 111 | Jamison BOYLE |  7 | 01:37:46.0 | 753.2 | 763.5 | 838.6 | 853.7 | 891.0 | 898.3 | 867.7 | | | | - |
| J3 13 to 14yrs - (125cc - 200cc 2-stroke) & (200cc - 250cc 4-stroke) | | | | | | | | | | | | | | | |
| 1. | 49A | Harry GILBERTSON |  7 | 00:54:18.1 | 460.0 | 470.8 | 457.7 | 461.7 | 461.2 | 477.1 | 469.6 | | | | - |
| 2. | 299 | Jesse BARTSCH |  7 | 01:03:48.1 | 543.0 | 550.8 | 536.3 | 540.6 | 552.9 | 550.1 | 554.4 | | | | - |
| 3. | 517 | Xander BROWN |  7 | 01:04:33.3 | 553.6 | 554.2 | 553.0 | 550.6 | 551.7 | 548.5 | 561.7 | | | | - |
| 4. | 85 | Lachlan GARDINER |  7 | 01:04:36.4 | 542.4 | 551.5 | 555.3 | 549.1 | 553.5 | 561.3 | 563.3 | | | | - |
| 5. | 38 | Harvey GULIN |  7 | 01:04:54.0 | 538.7 | 553.0 | 556.4 | 564.0 | 554.9 | 565.6 | 561.4 | | | | - |
| 6. | 77 | Toby ROTH |  7 | 01:05:0.0 | 549.1 | 567.4 | 552.8 | 545.0 | 554.3 | 569.8 | 561.6 | | | | - |
| 7. | 515 | Charlize WALDHUTER |  7 | 01:13:6.5 | 625.9 | 621.5 | 621.0 | 626.1 | 635.5 | 625.2 | 631.3 | | | | - |
| 8. | 99 | Owen ROTH |  7 | 01:13:34.9 | 557.7 | 535.0 | 545.9 | 844.4 | 547.6 | 708.7 | 675.6 | | | | - |
| 9. | 468 | Linkin GARRARD |  7 | 01:14:17.9 | 600.3 | 611.3 | 609.4 | 607.3 | 734.3 | 660.2 | 635.1 | | | | - |





















2024 Yamaha WSB South Australian Off Road Championship - Round 1

| Pos. | Num | Rider | Heat | TotTIME | H1 | H2 | H3 | H4 | H5 | H6 | H7 | H8 | H9 | H10 | Tr1Ad |
|--|------|-------------------|---|------------|-------|-------|-------|-------|-------|-------|-------|----|----|-----|-------|
| J4 15yrs - (125cc - 200cc 2-stroke) & (200cc - 250cc 4-stroke) | | | | | | | | | | | | | | | |
| 1. | 521A | Ollie GEAR | 7 | 00:51:56.3 | 448.5 | 443.6 | 439.7 | 439.7 | 448.3 | 447.7 | 448.8 | | | | - |
| 2. | 5 | Harry MCDONALD |  7 | 00:53:34.8 | 457.1 | 451.7 | 464.9 | 461.7 | 460.3 | 462.3 | 456.8 | | | | - |
| 3. | 761A | Bjorn CARDENAS |  7 | 00:53:45.4 | 453.1 | 456.0 | 458.0 | 464.0 | 460.1 | 473.3 | 460.9 | | | | - |
| 4. | 117 | Jackson ROSSI |  7 | 00:54:43.5 | 475.5 | 477.1 | 460.2 | 463.8 | 467.4 | 473.0 | 466.5 | | | | - |
| 5. | 828 | Zaiden OLSEN |  7 | 00:57:23.5 | 495.5 | 485.0 | 486.9 | 488.2 | 487.7 | 494.4 | 505.8 | | | | - |
| 6. | 360 | Lachlan COPPEN |  7 | 00:58:8.5 | 490.5 | 483.5 | 490.1 | 492.2 | 491.6 | 530.1 | 510.5 | | | | - |
| 7. | 88v | Harrison TATCHELL |  7 | 01:00:29.2 | 505.8 | 496.9 | 498.8 | 516.4 | 540.9 | 535.5 | 534.9 | | | | - |
| 8. | 198 | Ryan CAREY |  7 | 01:01:10.5 | 513.1 | 508.9 | 523.2 | 528.9 | 530.4 | 534.2 | 531.8 | | | | - |
| 9. | 18 | Tanner VERHEES |  7 | 01:02:0.2 | 530.6 | 537.2 | 529.7 | 525.5 | 534.0 | 530.1 | 533.1 | | | | - |
| 10. | 57 | Damon MARTIN | 7 | 01:02:6.0 | 529.3 | 532.4 | 528.0 | 530.3 | 532.2 | 539.6 | 534.2 | | | | - |
| 11. | 108 | Will JOHNSON |  7 | 01:06:37.0 | 561.5 | 548.9 | 565.1 | 593.6 | 559.8 | 578.3 | 589.8 | | | | - |
| 12. | 317 | Jaxson FITZGERALD | 7 | 01:06:50.2 | 586.2 | 556.1 | 563.8 | 570.6 | 583.3 | 575.6 | 574.6 | | | | - |
| 13. | 870 | Ryder CHINNER |  7 | 01:07:24.1 | 571.5 | 560.2 | 575.7 | 572.3 | 587.8 | 584.1 | 592.5 | | | | - |
| 14. | 266 | Marlu KIRBY |  7 | 01:07:39.1 | 570.0 | 561.2 | 569.4 | 564.7 | 617.2 | 579.2 | 597.4 | | | | - |
| 15. | 628 | Ryder ARNOLD |  7 | 01:10:7.6 | 567.3 | 573.5 | 607.3 | 604.9 | 613.8 | 611.7 | 629.1 | | | | - |
| 16. | 188 | Aiden LAUNER |  7 | 01:12:26.6 | 611.0 | 611.5 | 614.1 | 619.2 | 627.4 | 634.2 | 629.2 | | | | - |
| 17. | V52 | Chad MURTAGH |  7 | 01:14:41.3 | 605.7 | 611.3 | 617.3 | 684.2 | 657.5 | 632.3 | 673.0 | | | | - |
| 18. | 41 | Koby NOVASKI |  6 | 01:00:1.5 | 561.3 | | 640.4 | 606.6 | 615.0 | 591.8 | 586.4 | | | | - |























2024 Yamaha WSB South Australian Off Road Championship - Round 1

| Pos. | Num | Rider | Heat | TotTIME | H1 | H2 | H3 | H4 | H5 | H6 | H7 | H8 | H9 | H10 | Tr1Ad |
|--|------|------------------|---|---------|------------|-------|-------|-------|-------|-------|-------|-------|-------|-------|-------|
| Race 3 Seniors | | | | | | | | | | | | | | | |
| C1 Clubman (up to 220cc 2 Stroke) & (up to 250cc 4 Stroke) | | | | | | | | | | | | | | | |
| 1. | v721 | Ethan ALDERTON |  | 9 | 01:04:24.2 | 433.5 | 430.1 | 427.1 | 423.0 | 431.5 | 423.4 | 423.3 | 437.2 | 435.1 | - |
| 2. | 94V | Reagan MAYES |  | 9 | 01:04:38.3 | 433.6 | 431.3 | 427.7 | 428.4 | 425.5 | 424.1 | 435.8 | 434.0 | 437.9 | - |
| 3. | 153 | Harry GUY |  | 9 | 01:07:31.4 | 453.7 | 451.2 | 455.3 | 449.0 | 442.1 | 452.0 | 444.1 | 454.8 | 449.2 | - |
| 4. | 132 | Thomas MOSEY |  | 9 | 01:07:52.1 | 438.4 | 441.2 | 452.4 | 456.1 | 455.7 | 446.9 | 459.8 | 461.6 | 460.0 | - |
| 5. | 191 | Henry BERKIN |  | 9 | 01:08:53.5 | 450.8 | 439.0 | 485.9 | 453.1 | 453.7 | 456.9 | 460.7 | 469.3 | 464.1 | - |
| 6. | 121 | Tate NETTLE |  | 9 | 01:09:18.2 | 462.3 | 465.0 | 461.1 | 458.3 | 459.2 | 458.7 | 465.7 | 463.8 | 464.1 | - |
| 7. | 189 | Jye MARTIN |  | 9 | 01:09:51.5 | 450.8 | 462.9 | 453.2 | 472.1 | 454.6 | 468.7 | 470.9 | 488.0 | 470.3 | - |
| 8. | 116 | James WALDHUTER |  | 9 | 01:10:46.7 | 464.1 | 457.3 | 489.4 | 464.3 | 468.7 | 471.1 | 472.9 | 481.9 | 477.0 | - |
| 9. | 165 | Jye SCHUTZ | | 9 | 01:11:8.3 | 466.7 | 472.2 | 463.1 | 462.0 | 468.7 | 476.3 | 472.6 | 476.3 | 510.4 | - |
| 10. | 179 | Chris COX |  | 9 | 01:11:19.3 | 466.9 | 485.1 | 465.7 | 466.4 | 469.9 | 466.7 | 488.0 | 472.3 | 498.3 | - |
| 11. | 168 | Jason HILL |  | 9 | 01:11:57.4 | 490.3 | 482.1 | 473.9 | 473.9 | 474.6 | 469.4 | 487.8 | 483.1 | 482.3 | - |
| 12. | 143 | Lachlan BAUMANN |  | 9 | 01:12:18.7 | 470.1 | 461.7 | 495.2 | 463.5 | 491.0 | 482.6 | 492.1 | 490.0 | 492.5 | - |
| 13. | 118 | Brandon PFEIFFER |  | 9 | 01:12:32.0 | 492.0 | 476.5 | 480.8 | 475.6 | 482.8 | 496.8 | 488.7 | 478.5 | 480.3 | - |
| 14. | 171 | Hudson AIR |  | 9 | 01:13:7.4 | 485.9 | 492.2 | 482.9 | 480.0 | 473.7 | 480.1 | 478.0 | 490.6 | 524.0 | - |
| 15. | 155 | Rhys WITTY |  | 9 | 01:13:15.9 | 494.0 | 486.6 | 473.2 | 481.6 | 494.9 | 483.8 | 491.5 | 496.5 | 493.8 | - |
| 16. | 112 | Charlie SEMMLER |  | 9 | 01:13:32.9 | 498.5 | 474.7 | 508.6 | 485.3 | 483.7 | 493.9 | 482.4 | 483.5 | 502.3 | - |
| 17. | 422 | Jaidyn MITCHELL |  | 9 | 01:14:5.4 | 477.0 | 467.7 | 471.2 | 474.4 | 481.5 | 566.1 | 495.3 | 500.2 | 512.0 | - |
| 18. | 136 | Fred BARRY |  | 9 | 01:16:48.2 | 507.0 | 507.0 | 510.9 | 512.2 | 507.0 | 510.2 | 511.6 | 513.7 | 528.6 | - |
| 19. | 487 | Aaron BERTHELOT |  | 9 | 01:19:54.5 | 530.7 | 545.3 | 514.2 | 525.4 | 526.6 | 523.3 | 524.8 | 547.4 | 556.8 | - |
| 20. | 126 | Riley DIENER |  | 8 | 01:12:4.9 | 566.1 | 535.7 | 527.9 | 547.3 | 536.3 | 535.6 | 523.6 | 552.4 | - | - |








2024 Yamaha WSB South Australian Off Road Championship - Round 1

| Pos. | Num | Rider | Heat | TotTIME | H1 | H2 | H3 | H4 | H5 | H6 | H7 | H8 | H9 | H10 | Tr1Ad |
|---------------------------------|-----|-------------------|---|---------|------------|-------|-------|-------|-------|-------|-------|-------|-------|-------|-------|
| C2 Clubman Open 2 Stroke | | | | | | | | | | | | | | | |
| 1. | 275 | Thomas WINTER |  | 9 | 01:08:21.0 | 459.4 | 446.3 | 448.8 | 456.1 | 462.7 | 449.4 | 454.8 | 458.9 | 464.6 | - |
| 2. | 228 | Mackyle THOMSON |  | 9 | 01:09:34.6 | 457.9 | 455.0 | 461.7 | 460.6 | 456.7 | 463.6 | 467.2 | 475.0 | 476.9 | - |
| 3. | 276 | Alexander COWAN |  | 9 | 01:12:36.1 | 483.7 | 484.4 | 482.1 | 481.0 | 489.8 | 482.7 | 481.2 | 482.1 | 489.1 | - |
| 4. | 222 | Jack WORMALD |  | 9 | 01:14:49.4 | 477.9 | 486.7 | 488.3 | 492.5 | 500.9 | 505.6 | 499.3 | 510.9 | 527.3 | - |
| 5. | 253 | Rhys BIRTHISEL | | 9 | 01:16:18.8 | 496.6 | 494.5 | 505.9 | 509.5 | 506.8 | 506.6 | 516.9 | 521.1 | 520.9 | - |
| 6. | 216 | Simon HAYDON |  | 9 | 01:19:33.4 | 520.4 | 517.1 | 520.8 | 519.1 | 510.4 | 542.4 | 548.4 | 556.0 | 538.8 | - |
| 7. | 289 | Benjamin CUSACK |  | 9 | 01:19:56.9 | 544.5 | 513.2 | 505.4 | 541.0 | 516.7 | 533.2 | 545.6 | 560.4 | 536.9 | - |
| 8. | 295 | Matthew TAYLOR |  | 8 | 01:03:54.7 | 470.7 | 479.3 | 477.0 | 485.1 | 473.2 | 478.9 | 479.4 | 491.1 | - | |
| C3 Clubman Open 4 Stroke | | | | | | | | | | | | | | | |
| 1. | 451 | Will MCINNES |  | 9 | 01:00:18.5 | 405.0 | 391.4 | 395.2 | 394.8 | 396.4 | 415.7 | 406.7 | 405.9 | 407.4 | - |
| 2. | 369 | Kyle PORTEOUS |  | 9 | 01:05:50.1 | 444.9 | 436.0 | 438.1 | 437.6 | 439.8 | 435.6 | 435.5 | 442.2 | 440.4 | - |
| 3. | 455 | Jack LIENERT |  | 9 | 01:07:23.4 | 450.2 | 444.6 | 441.7 | 446.5 | 445.4 | 448.7 | 452.3 | 457.3 | 456.7 | - |
| 4. | 437 | Jesse BANNISTER | | 9 | 01:07:24.4 | 448.8 | 440.7 | 448.1 | 451.0 | 438.8 | 442.8 | 449.3 | 470.8 | 454.1 | - |
| 5. | 370 | Ryan WALDHUTER |  | 9 | 01:07:43.2 | 455.0 | 449.4 | 448.7 | 457.0 | 450.0 | 451.9 | 448.2 | 452.8 | 450.2 | - |
| 6. | 365 | Samuel NENASHEFF |  | 9 | 01:07:59.7 | 459.2 | 441.3 | 449.3 | 439.0 | 451.2 | 450.9 | 468.2 | 459.3 | 461.3 | - |
| 7. | 325 | Matthew BUNNIK |  | 9 | 01:08:34.1 | 475.7 | 462.4 | 456.1 | 458.9 | 450.4 | 453.5 | 451.8 | 453.0 | 452.3 | - |
| 8. | 375 | Edward JOHNSON |  | 9 | 01:08:49.0 | 450.5 | 460.7 | 451.1 | 449.3 | 451.0 | 449.5 | 447.7 | 504.2 | 465.0 | - |
| 9. | 320 | Sam MCGINTY |  | 9 | 01:09:12.9 | 456.4 | 454.4 | 458.2 | 451.0 | 464.3 | 456.8 | 464.5 | 467.6 | 479.7 | - |
| 10. | 386 | Clinton VOIGT |  | 9 | 01:09:34.4 | 463.0 | 456.1 | 455.1 | 461.6 | 464.2 | 460.4 | 468.3 | 470.1 | 475.6 | - |
| 11. | 434 | Tom HARVEY |  | 9 | 01:13:55.3 | 453.7 | 470.3 | 461.1 | 485.4 | 465.1 | 679.6 | 467.9 | 476.3 | 475.9 | - |
| 12. | 343 | Christopher BYRNE | | 9 | 01:15:29.3 | 487.5 | 491.8 | 491.4 | 493.3 | 497.0 | 497.2 | 522.4 | 519.4 | 529.3 | - |
| 13. | V15 | Ashton MURTAGH |  | 9 | 01:17:36.2 | 527.5 | 521.5 | 528.0 | 526.1 | 506.4 | 504.1 | 519.2 | 518.9 | 504.5 | - |
| 14. | 315 | Kaleb MARTIN |  | 9 | 01:22:40.9 | 509.6 | 533.1 | 558.7 | 586.6 | 546.1 | 546.3 | 548.9 | 549.6 | 582.0 | - |
| 15. | 318 | Jack PAPAIOANNOU |  | 9 | 01:23:33.0 | 586.2 | 559.4 | 549.1 | 535.5 | 551.5 | 534.3 | 560.2 | 548.1 | 588.7 | - |

2024 Yamaha WSB South Australian Off Road Championship - Round 1

| Pos. | Num | Rider | | Heat | TotTIME | H1 | H2 | H3 | H4 | H5 | H6 | H7 | H8 | H9 | H10 | Tr1Ad |
|--|------|---------------------|---|------|------------|-------|-------|-------|-------|-------|-------|-------|-------|-------|-------|-------|
| EM | | | | | | | | | | | | | | | | |
| 1. | 919a | Rowan PUMPA |  | 9 | 01:03:24.3 | 425.8 | 419.0 | 422.1 | 421.9 | 422.0 | 421.5 | 422.2 | 425.8 | 424.0 | - | |
| 2. | 931 | Shane DIENER |  | 9 | 01:12:50.0 | 471.6 | 473.4 | 494.3 | 485.9 | 482.7 | 480.7 | 492.6 | 493.4 | 495.4 | - | |
| 3. | 926 | Paul MCLEAN |  | 9 | 01:17:16.8 | 499.0 | 512.9 | 515.8 | 513.6 | 514.8 | 515.2 | 513.1 | 524.3 | 528.1 | - | |
| 4. | 921 | Troy STEPHENS |  | 9 | 01:17:50.8 | 508.3 | 504.1 | 509.3 | 521.8 | 521.0 | 522.2 | 521.3 | 526.4 | 536.4 | - | |
| 5. | 836 | Shane SCHUTZ |  | 9 | 01:19:44.0 | 522.8 | 523.7 | 523.7 | 526.2 | 536.5 | 551.4 | 531.3 | 537.2 | 531.2 | - | |
| 6. | 977 | Stephen NEEDHAM |  | 9 | 01:20:16.0 | 525.5 | 525.2 | 522.4 | 527.6 | 546.1 | 545.8 | 547.5 | 539.1 | 536.8 | - | |
| EO Expert Open & Open (2 Stroke & 4 stroke) | | | | | | | | | | | | | | | | |
| 1. | 83A | Davey GEAR |  | 9 | 00:59:52.6 | 406.4 | 397.9 | 403.2 | 393.7 | 396.8 | 398.0 | 397.8 | 396.8 | 402.0 | - | |
| 2. | 37 | Oliver PITCHFORD |  | 9 | 01:00:39.6 | 407.4 | 398.4 | 400.9 | 400.2 | 404.2 | 403.3 | 404.8 | 411.1 | 409.3 | - | |
| 3. | 75 | Aaron DENT |  | 9 | 01:01:29.4 | 411.2 | 427.0 | 403.9 | 406.8 | 404.1 | 413.4 | 407.7 | 405.9 | 409.4 | - | |
| 4. | 21 | Jack COLBERT | | 9 | 01:01:45.1 | 413.5 | 414.3 | 408.1 | 410.7 | 415.3 | 408.5 | 407.9 | 413.0 | 413.8 | - | |
| 5. | 33 | Jordan SIMPSON |  | 9 | 01:02:45.5 | 420.2 | 418.0 | 433.2 | 416.1 | 417.5 | 410.0 | 414.0 | 416.4 | 420.1 | - | |
| 6. | 23 | Max PRICE | | 9 | 01:03:41.1 | 425.3 | 423.2 | 422.4 | 421.1 | 425.2 | 422.6 | 423.9 | 428.4 | 429.0 | - | |
| 7. | 95 | Harrison BAKER |  | 9 | 01:04:0.3 | 433.2 | 426.9 | 423.8 | 424.3 | 426.6 | 421.2 | 427.6 | 425.7 | 431.0 | - | |
| 8. | 24 | Zak CRAFTER | | 9 | 01:04:9.3 | 427.1 | 423.0 | 427.7 | 429.2 | 430.2 | 418.5 | 423.8 | 432.2 | 437.6 | - | |
| 9. | 28 | Tristan THROUP |  | 9 | 01:04:9.7 | 432.1 | 428.8 | 435.3 | 430.6 | 426.5 | 419.5 | 421.2 | 425.6 | 430.1 | - | |
| 10. | 18 | Royden HARROLD |  | 9 | 01:04:20.7 | 430.1 | 425.6 | 425.4 | 425.8 | 437.3 | 427.7 | 430.6 | 427.9 | 430.3 | - | |
| 11. | 71 | Todd MUSTER | | 9 | 01:04:51.9 | 437.3 | 431.2 | 432.1 | 430.4 | 430.3 | 429.5 | 429.3 | 432.6 | 439.2 | - | |
| 12. | 94 | Alex KRIEG |  | 9 | 01:04:57.6 | 436.9 | 426.4 | 430.9 | 429.9 | 434.9 | 433.1 | 436.7 | 434.9 | 433.9 | - | |
| 13. | 97V | Jaspar BAKER |  | 9 | 01:05:50.4 | 428.1 | 425.1 | 427.9 | 436.2 | 447.5 | 443.1 | 444.8 | 447.4 | 450.3 | - | |
| 14. | 56 | Jacob CRAIG |  | 9 | 01:06:19.0 | 436.5 | 438.0 | 434.5 | 445.6 | 445.3 | 440.8 | 437.3 | 443.2 | 457.8 | - | |
| 15. | 13 | Mitchell STANWAY |  | 9 | 01:07:14.4 | 436.7 | 436.2 | 437.1 | 438.8 | 441.1 | 445.5 | 448.3 | 489.3 | 461.4 | - | |
| 16. | 155A | Ned O'HARA |  | 9 | 01:12:18.3 | 471.0 | 460.3 | 467.3 | 471.4 | 476.3 | 488.2 | 498.1 | 500.1 | 505.6 | - | |
| EV | | | | | | | | | | | | | | | | |
| 1. | 878 | Peter ROSSI |  | 9 | 01:11:14.7 | 460.6 | 462.9 | 465.1 | 469.8 | 481.4 | 502.4 | 482.2 | 488.9 | 491.4 | -30.1 | |
| 2. | 888 | Matt CURYER |  | 9 | 01:17:50.1 | 518.4 | 511.4 | 516.9 | 509.8 | 514.7 | 518.8 | 531.8 | 527.3 | 521.0 | - | |
| 3. | 807 | Matthew BOYLE |  | 9 | 01:20:11.4 | 522.1 | 524.2 | 517.1 | 515.4 | 549.7 | 536.0 | 535.1 | 551.5 | 560.3 | - | |
| 4. | 851 | Michael WORTHINGTON |  | 9 | 01:29:35.5 | 606.1 | 562.6 | 571.3 | 563.3 | 601.9 | 593.2 | 619.1 | 633.1 | 624.9 | - | |

2024 Yamaha WSB South Australian Off Road Championship - Round 1

| Pos. | Num | Rider | | Heat | TotTIME | H1 | H2 | H3 | H4 | H5 | H6 | H7 | H8 | H9 | H10 | Tr1Ad |
|---------------------------------|-----|---------------|---|------|------------|-------|-------|-------|-------|-------|-------|-------|-------|-------|-----|-------|
| EW | | | | | | | | | | | | | | | | |
| 1. | 729 | Emma HAYLOCK |  | 9 | 01:13:35.9 | 490.0 | 480.6 | 479.3 | 487.2 | 484.7 | 492.5 | 496.7 | 501.5 | 503.4 | | - |
| 2. | 728 | Chloe BARTON |  | 9 | 01:24:43.5 | 535.1 | 543.3 | 531.1 | 555.4 | 555.6 | 569.0 | 587.0 | 604.7 | 602.3 | | - |
| 3. | 773 | Meg PITCHFORD |  | 9 | 01:33:55.6 | 585.1 | 601.0 | 589.4 | 608.8 | 610.3 | 641.3 | 663.5 | 660.6 | 675.6 | | - |
| PRO Professional All Capacities | | | | | | | | | | | | | | | | |
| 1. | 52 | Riley GRAHAM |  | 9 | 00:57:58.0 | 398.6 | 381.5 | 378.6 | 387.0 | 384.9 | 382.0 | 386.7 | 389.0 | 389.7 | | - |
| 2. | 9 | Max MIDWINTER |  | 9 | 00:58:40.7 | 389.9 | 384.4 | 379.6 | 380.0 | 397.7 | 393.5 | 401.4 | 393.7 | 400.5 | | - |
| 3. | 22 | Chad SPARROW |  | 9 | 00:59:1.5 | 393.1 | 405.6 | 388.2 | 387.4 | 388.8 | 392.4 | 397.0 | 394.7 | 394.3 | | - |
| 4. | 11 | Sean THROUP |  | 9 | 01:02:16.9 | 423.2 | 415.2 | 407.2 | 413.3 | 421.3 | 410.3 | 409.5 | 416.0 | 420.9 | | - |